

Air Conditioning

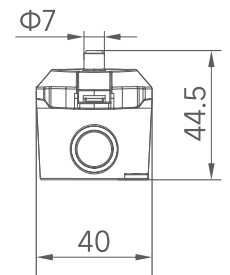
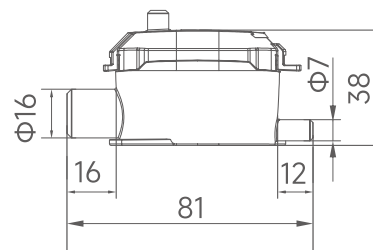
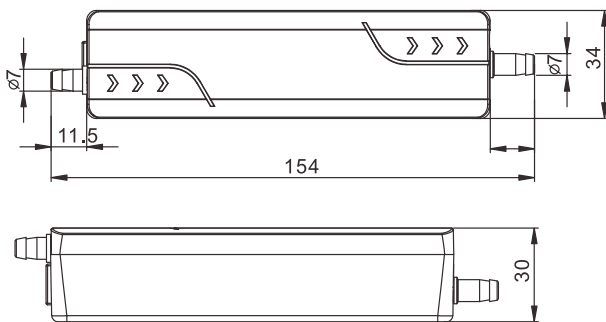
Condensate Pump



Features

- Ultra-quiet with no vibration.
- Compact design for easy fitting.
- Durable and reliable build.
- Maximum discharge head at 7m.
- Strong, consistent performance.
- Quick plug-and-play installation.

The Emerald Condensate Pump is a compact, reliable solution designed to quietly and efficiently remove condensate water from air conditioning systems. With a discharge head of up to 7 metres and a maximum flow rate of 12 litres per hour, it delivers consistent performance for both residential and commercial installations. Easy to install and maintain, it's the perfect partner for Emerald air conditioners - keeping your system running cleanly and efficiently.



Specifications

Model	ACAV-CPW
Voltage	220-240V-/50-60Hz
Discharge head	Max.7m(23ft)
Flow rate	Max.12L/h(3.2GPH)
Tank capacity	35ml
Mini splits up to	8kW(30,000btu/hr)
Sound level at 1m	19dB(A)
Ambient temp	0°C~50°C
Power consumption	3W
IP Protection	IPX4

Flow rate

